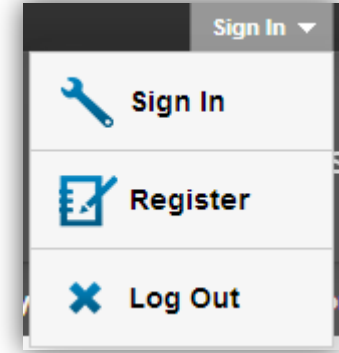




Kullanım istatistiklerini almak için önce kullanıcı kaydı (1) sonrasında yönetici kaydı (2) yapılmalıdır.

## Kullanıcı kaydı;

1. <http://www.isiknowledge.com/WOS> adresine ulaşın
  - ana sayfada sağ üstünde Sign In – Register tıklayın.
  - Emailinizi yazın ve Continue butonuna tıklayın
  - Gelecek formu doldurup «Submit Changes» butonuna tıklayın.



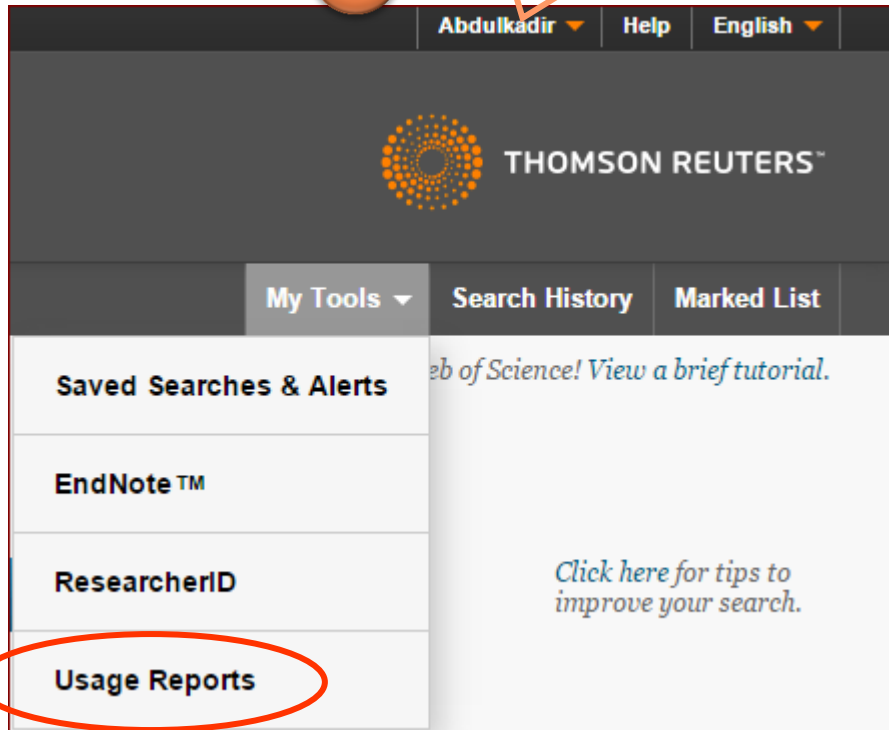
## Yönetici kaydı;

2. <http://ip-science.thomsonreuters.com/info/wokusagereports/> adresine ulaşın
  - Kısa Web registration formunu doldurun
  - Submit butonuna tıklayın.


**NOT: Kullanıcı adınız ve şifrenizin onaylanması 5-6 gün sürebilmektedir.**

Eğer **İsminiz** yazmıyorsa giriş yapmalısınız. Buraya Tıklayarak giriş yapınız.

1



Abdulkadir ▾ Help English ▾

 THOMSON REUTERS™

My Tools ▾ Search History Marked List

Saved Searches & Alerts [Web of Science! View a brief tutorial.](#)

EndNote™

ResearcherID

Usage Reports

[Click here for tips to improve your search.](#)


2


Usage Reports → tıklayın...

[ALL PRODUCTS Summary \(Total Searches, Results Clicks and Record Views by Month and Database\) : Database Report 1](#) raporunu seçerseniz tüm abone olduğunuz Web of Knowledge ürünlerinin istatistiklerini bir tabloda görebilirsiniz.

**WEB OF SCIENCE™**  
USAGE REPORTING SYSTEM

*Report Selection*

Account Name: 

**COUNTER Reports** 

[ALL PRODUCTS Summary \(Total Searches, Results Clicks and Record Views by Month and Database\) : Database Report 1](#)

[Web of Science portal \(Access Denied by Month, Database and Category\) : Database Report 2](#)

## ALL PRODUCTS Summary (Total Searches, Results Clicks and Record Views by Month and Database) : Database Report 1

These reports include data based on your Web of Science entitled products.

Web of Science portal, Web of Science™ Core Collection, WS-Web of Science Core Collection, Derwent Innovations Index™, KCI-Korean Journal Database, SciELO Citation Index

Select what data to include:

- Sessions
- Queries
- Result Clicks
- Record Views

Select a range of time: From: Jan 2015 To: Sep 2015 COUNTER ✓

Create Report

Download data as:

XLSX

CSV

PDF

COUNTER Formats:

XLSX ✓

TSV ✓

XML ✓

Almak istediğiniz tarih aralığını seçiniz

**Sessions = açılan oturum sayısı**  
**Queries = yapılan sorgulama sayısı**

**XLSX butonuna tıklayarak Ms-Excel olarak indirebilirsiniz.**

## Excel içinde hücreleri rakama çevirin

	A	B	C	D	E	F	G	H	I	J	K	L
1	ALL PRODUCTS Summary (Total Searches, Results Clicks and Record Views by Month and Database) : Database Report 1 Usage Report for Jan 2015-Sep 2015											
2												
3	Database	User Activity	Total	Jan 2015	Feb 2015	Mar 2015	Apr 2015	May 2015	Jun 2015	Jul 2015	Aug 2015	Sep 2015
4	WoS	Sessions	20850	2867	2312	2913	2628	2246	2263	1743	1723	2155
5	All Databases	Subsessions				2398	2164	1896	1810	1468	1410	1375
6	All Databases	Queries				8769	7724	6445	6753	18975	5316	5155
7	Web of Science™ Core Collection	Subsessions				264	202	173	180	329	165	149
8	Web of Science™ Core Collection	Queries				668	475	521	528	792	661	406
9	WS-Web of Science™ Core Collection	Subsessions				166	193	134	245	88	119	552
10	WS-Web of Science™ Core Collection	Queries				381	372	305	597	373	526	899
11	Derwent Innovations Index™	Subsessions				0	0	0	0	0	0	0
12	Derwent Innovations Index™	Queries				0	0	0	0	0	0	0
13	Essential Science Indicators	Subsessions	0	0	0	0	0	0	0	0	0	0
14	Essential Science Indicators	Queries	0	0	0	0	0	0	0	0	0	0
15	Journal Citation Reports	Subsessions	712	89	61	126	95	63	74	84	66	54
16	Journal Citation Reports	Queries	649	147	55	126	66	49	79	61	32	34
17	KCI-Korean Journal Database	Subsessions	196	0	1	3	1	1	5	183	0	2
18	KCI-Korean Journal Database	Queries	5	0	1	2	0	2	0	0	0	0
19	SciELO Citation Index	Subsessions	199	0	1	2	2	2	5	182	3	2
20	SciELO Citation Index	Queries	30	0	1	2	5	15	0	0	6	1

